

## Purpose

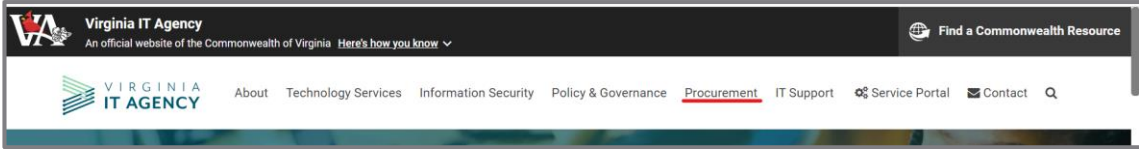
This job aid is designed to demonstrate how to utilize VITA's wireless zip code search when reviewing wireless carriers' equipment and rate plans.

## Overview

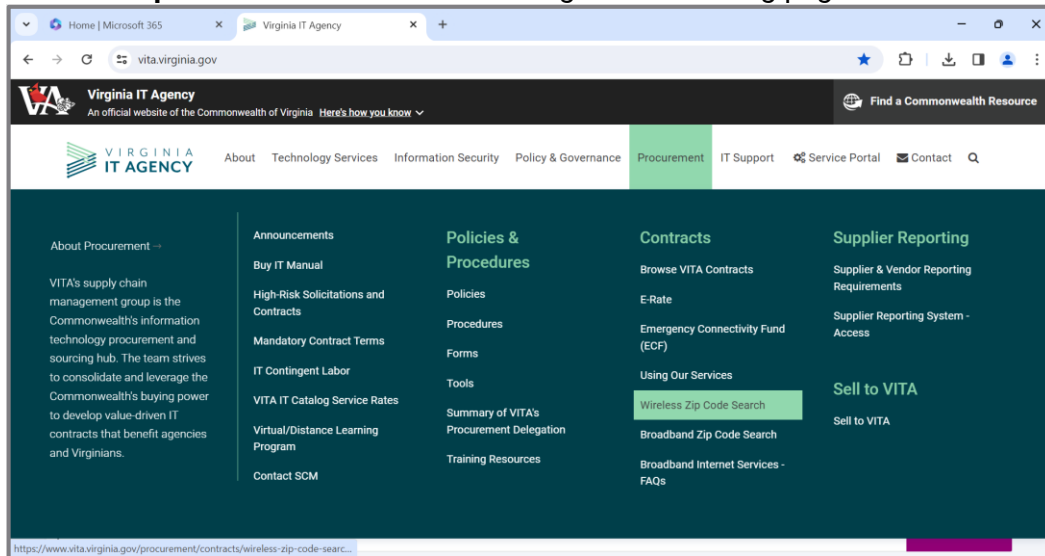
The wireless zip code search tool allows users to quickly find pricing for services and products from wireless carriers in the Commonwealth. Not all addresses can be serviced by every carrier. Below are instructions on how to use the tool.

## Procedures

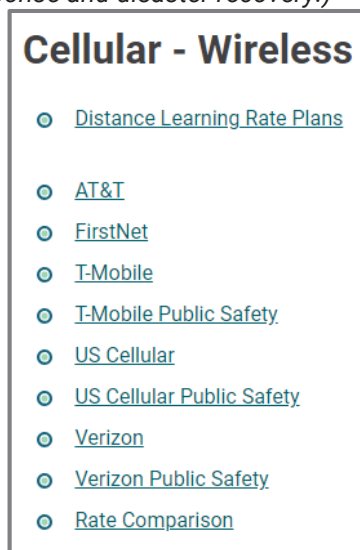
### Wireless Zip Code Search

1.	Use your browser to go to: <a href="http://vita.virginia.gov">vita.virginia.gov</a>
2.	<p>Select <b>Procurement</b> from the menu bar</p> 

3. Hover your mouse over **Procurement** and from the mega menu, under **Contracts**, select **Wireless Zip Code Search**. Double click to go to the landing page.



4. From the **Wireless Zip Code Search** page, you can choose the specific carrier you wish to view the rate plan and product availability by clicking on the links provided under the header **Cellular – Wireless** (*Distance learning rates are for schools and public safety and are available to agencies who provide public safety functions including first responder (fire and rescue), emergency response and disaster recovery.*)



4. After you select the carrier you wish to view, enter the zip code where the service is to be installed.

A screenshot of the 'Cell Phone Contracts' form. The title 'Cell Phone Contracts' is at the top. Below it is a label 'Zip Code' followed by a text input field. At the bottom left of the form is a 'Submit' button.

5. The resulting page provides an overview of the specific cell phone contract for that wireless provider. The page will show plans available such as: *PAY AS YOU GO; POOLED*

	VOICE AND TEXT; SMARTPHONE VOICE, TEXT AND DATA; WIRELESS DATA; WIRELESS FIXED DATA; INTERNATIONAL; TABLET PLANS; any additional features and inclusions.
6.	<p>The page also provides links to the current equipment price list.</p> <div style="border: 1px solid black; padding: 10px; text-align: center;"> <a href="#">Current Equipment Price List:</a> </div>
7.	<p>The page will show each plan and monthly contractual cost. It will show bundle options available for that service and the lowest price quoted. (This page now shows actual contract rates. Bills for services on this page will have additional fees, taxes or surcharges VITA is required to collect.)</p>
8.	<p>From the <b>Wireless Zip Code Search</b> page, you can also choose to view a rate comparison by clicking on the <b>Rate Comparison</b> link provided under the header <b>Cellular – Wireless</b></p> <div style="border: 1px solid black; padding: 10px;"> <p><b>Cellular - Wireless</b></p> <ul style="list-style-type: none"> <li>○ <a href="#">Distance Learning Rate Plans</a></li> <li>○ <a href="#">AT&amp;T</a></li> <li>○ <a href="#">FirstNet</a></li> <li>○ <a href="#">T-Mobile</a></li> <li>○ <a href="#">T-Mobile Public Safety</a></li> <li>○ <a href="#">US Cellular</a></li> <li>○ <a href="#">US Cellular Public Safety</a></li> <li>○ <a href="#">Verizon</a></li> <li>○ <a href="#">Verizon Public Safety</a></li> <li>○ <a href="#">Rate Comparison</a></li> </ul> </div>
9.	<p>Enter your zip code to bring up the rate comparison page.</p>
10.	<p>VITA wireless suppliers also provide <b>Fixed Wireless</b> which are considered broadband services. <b>Note:</b> These do not show in the Broadband Tool. Please consider when searching for a provider.</p>

### Questions?

Please contact VITA procurement: [SCMInfo@vita.virginia.gov](mailto:SCMInfo@vita.virginia.gov).